

ACP-4320

Quiet 4U Rackmount Chassis with Dual Hot-Swap SATA HDD Trays



Features


- Supports either an ATX motherboard or a PICMG backplane with up to 15 slots
- Supports dual SATA hot-swap HDD trays
- LED indicators and alarm notification for system fault detection
- Low noise system fans
- Built-in Intelligent System Module enabling whole system fan control and remote manageability

Quiet Specifications

CE FCC

		External	Internal
Driver Bay	5.25"	2	-
	3.5"	1 SATA Tray	-
	Hot Swap	2 (compatible with 3.5" or 2.5" devices)	-
Cooling	Fan	1 (12 cm/74 CFM) + 1 (6cm / 28 CFM)	
	Air Filter	Yes	
	Smart Fan	System fan speed referring to chassis thermal sensor, or CPU temperature (Available with selected Advantech MBs/CPU cards)	
Front I/O Interface	USB 2.0	2	
Miscellaneous	LED Indicators	Power, HDD, temperature, fan, LAN1 and LAN2	
	Rear Panel	Backplane version: One 9-pin D-Sub opening Motherboard version: Five 9-pin D-Sub opening and one 25-pin D-sub opening	
Intelligent System Module Remote Monitoring	CPU/System fan speed, CPU/system temperature, motherboard voltage (Only selected Advantech MBs/CPU cards with WISE-PaaS/RMM installed can fully enable these functions, check with Advantech local rep. for detailed information.)		
Environment	Temperature	Operating 0 ~ 40 °C (32 ~ 104 °F)	Non-Operating - 20 ~ 60 °C (-4 ~ 140 °F)
	Humidity	10 ~ 85% @ 40 °C , non-condensing	
	Vibration (5 ~ 500 Hz)	1 Grms	2 G
	Shock	10G (with 11 ms duration, half sine wave)	
	Dimension (W x H X D)	482 x 177 x 479 mm (19" x 7.0" x 18.9")	
Physical Characteristics	Weight	17.6 kg (38.7lb)	

Front View



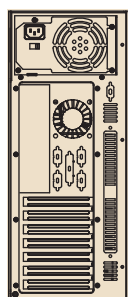
Inside View

Easy-to-maintain system fan




Dimensions

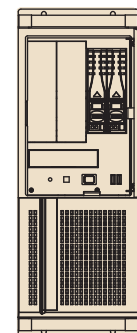
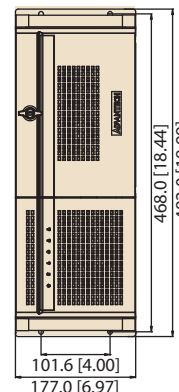
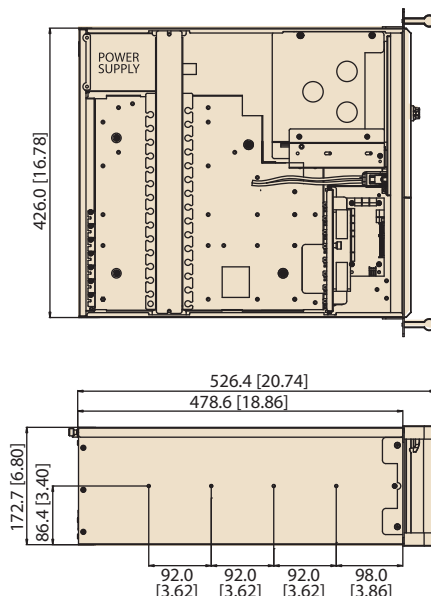
Unit: mm [inch]



MB version



BP version



Ordering Information

Part number	Power supply	Wattage	Switch type
Backplane version			
ACP-4320BP-25BE	PS8-250ATX-ZE	250W	ATX
ACP-4320BP-40BE	PS8-400ATX-ZE	400W	ATX
ACP-4320BP-50BE	PS8-500ATX-ZE	500W	ATX
Motherboard version			
ACP-4320MB-25BE	PS8-250ATX-ZE	250W	ATX
ACP-4320MB-40BE	PS8-400ATX-ZE	400W	ATX
ACP-4320MB-50BE	PS8-500ATX-ZE	500W	ATX

Spare Parts

Part Number	Description
1990001299	Fan filter 95 x 130 mm
1990001298	Door filter 150 x 68 mm

Optional Accessories

Part Number	Description
IPC-DT-3120E	Mobile rack for converting a 3.5" drive bay to dual 2.5" SATA HDD trays
IPC-DT-5230E	Mobile rack for converting dual 5.25" drive bays to three 3.5" SATA HDD trays
1700007351	M Cable SATA 7P/SATA 7P 40CM C=R 90/180
1700029268-01	Power cable for GPU card (Two 4-pin 12V connectors to one 6+2 pins PCIe power connector)
1700024754-01	Power cable for GPU card (Two B4P Molex connectors to one 6+2 pins PCIe power connector)

* When choosing ASMB-7 series for system motherboard, 2pcs right-angle SATA cable (PN: 1700007351) are necessary for hot-swap driver bay.

* If GPU card with 2 power connectors, please use 1700029268-01*1 + 1700024754-01*1; if GPU card with 1 power connector, please use 1700029268-01.

* Only 500W or higher wattage PSU support 1700029268-01 and 1700024754-01 for high-end GPU card.